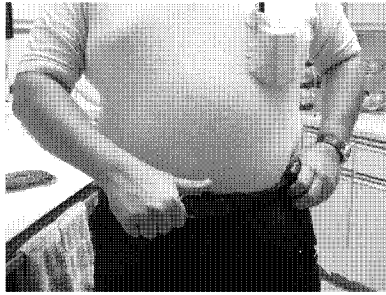


### Success tips for using your new holster.

**Congratulations on purchasing the most efficient concealed carry holster on the market today. Your new holster is a professional quality tool. Like any tool, a little bit of practice will go a long way mastering it's ability to serve your needs. The basic tips in drawing your gun from this holster will act as a foundation of successfully use. Remember to never use a loaded firearm during your practice drawing sessions. Perfect Practice makes for Perfect Performance.**

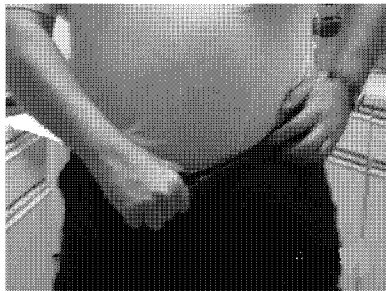


- (1) After placing your gun in your holster, insert the holster into your pants on your “weak” side. Be sure that your pager or cell phone attachment is resting firmly on the waist band and belt of your pants. Be sure that the “J” hook portion of the device clip is behind /inside your waist band and that it hasn’t caught itself under your belt. Catching the “J” hook under your belt will prevent you from being able to successfully lift your holster from inside your pants.

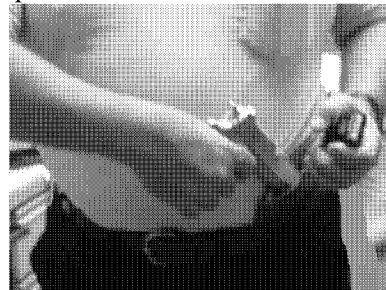


- (3) While pulling out on the waistband, pull up on your device lifting the holster. Keep pulling out on the waistband until the grip on the gun has reached the top of your waistband.

NOTE: Practicing steps 1-3 in front of a mirror helps build muscle memory. In the beginning you might want to put a piece of duct tape across your belly where the grip of your gun is at grab point. This will give you a visual reference until you get the feel of where your gun needs to come for the perfect draw.



- (2) Next position the thumb of your shooting hand directly behind the center line/ button on your pants and pinch. Over exaggerate this part. While pinching your waist band with your thumb and forefinger pull out on your waist band creating an opening large enough for your weapon to come out when pulled up. I call this “opening the gateway” because you are in fact opening the gateway for your gun to exit.



- (4) Now let go of the waistband, reach over and pull out your gun from your holster.



Congratulations! Your gun is smoothly out of your holster and exactly where you need it.